

# Estadística por Competidor

## Torneo 15 de Agosto



Impreso el Domingo 15 de Agosto de 2010 a las 14:58:26 hs.

<b>#1</b>	<b>Angelino, Ernesto</b>						<b>Production</b>	<b>Cat: Ninguna</b>
-----------	--------------------------	--	--	--	--	--	-------------------	---------------------

A	B	C	D	Miss	NS	Proc	Over	Tiempo
72	0	34	13	8	5	2	0	168.80
53.7%	0.0%	25.4%	9.7%	6.0%	3.7%	1.5%	0.0%	

<b>#43</b>	<b>Avinceta, Edgardo</b>						<b>Production</b>	<b>Cat: Ninguna</b>
------------	--------------------------	--	--	--	--	--	-------------------	---------------------

A	B	C	D	Miss	NS	Proc	Over	Tiempo
66	0	28	6	27	1	11	0	69.60
47.5%	0.0%	20.1%	4.3%	19.4%	0.7%	7.9%	0.0%	

<b>#44</b>	<b>Avinceta, Tomas</b>						<b>Production</b>	<b>Cat: Junior</b>
------------	------------------------	--	--	--	--	--	-------------------	--------------------

A	B	C	D	Miss	NS	Proc	Over	Tiempo
69	0	30	10	18	5	0	0	163.90
52.3%	0.0%	22.7%	7.6%	13.6%	3.8%	0.0%	0.0%	

<b>#45</b>	<b>Borges, Walter</b>						<b>Production</b>	<b>Cat: Ninguna</b>
------------	-----------------------	--	--	--	--	--	-------------------	---------------------

A	B	C	D	Miss	NS	Proc	Over	Tiempo
81	0	39	4	3	2	0	0	86.73
62.8%	0.0%	30.2%	3.1%	2.3%	1.6%	0.0%	0.0%	

<b>#2</b>	<b>Burini, Gustavo</b>						<b>Standard</b>	<b>Cat: Ninguna</b>
-----------	------------------------	--	--	--	--	--	-----------------	---------------------

A	B	C	D	Miss	NS	Proc	Over	Tiempo
69	0	37	12	9	4	0	0	102.32
52.7%	0.0%	28.2%	9.2%	6.9%	3.1%	0.0%	0.0%	

<b>#49</b>	<b>Cavia, Miguel</b>						<b>Production</b>	<b>Cat: Ninguna</b>
------------	----------------------	--	--	--	--	--	-------------------	---------------------


A	B	C	D	Miss	NS	Proc	Over	Tiempo
76	0	40	8	3	1	0	0	107.19
59.4%	0.0%	31.2%	6.2%	2.3%	0.8%	0.0%	0.0%	

<b>#3</b>	<b>Cerqueiro, Juan Manuel</b>						<b>Production</b>	<b>Cat: Ninguna</b>
-----------	-------------------------------	--	--	--	--	--	-------------------	---------------------

A	B	C	D	Miss	NS	Proc	Over	Tiempo
92	0	32	3	0	0	0	0	103.68
72.4%	0.0%	25.2%	2.4%	0.0%	0.0%	0.0%	0.0%	

# Estadística por Competidor

## Torneo 15 de Agosto



Impreso el Domingo 15 de Agosto de 2010 a las 14:58:26 hs.

<b>#4</b>	<b>Delgado, Diego</b>						<b>Production</b>	<b>Cat: Ninguna</b>
-----------	-----------------------	--	--	--	--	--	-------------------	---------------------

A	B	C	D	Miss	NS	Proc	Over	Tiempo
95	0	29	3	0	0	0	0	123.84
74.8%	0.0%	22.8%	2.4%	0.0%	0.0%	0.0%	0.0%	

<b>#5</b>	<b>Diana, Diego</b>						<b>Production</b>	<b>Cat: Senior</b>
-----------	---------------------	--	--	--	--	--	-------------------	--------------------

A	B	C	D	Miss	NS	Proc	Over	Tiempo
81	0	34	7	5	1	0	0	121.32
63.3%	0.0%	26.6%	5.5%	3.9%	0.8%	0.0%	0.0%	

<b>#41</b>	<b>Fandiño, Roberto</b>						<b>Production</b>	<b>Cat: Senior</b>
------------	-------------------------	--	--	--	--	--	-------------------	--------------------

A	B	C	D	Miss	NS	Proc	Over	Tiempo
71	0	45	6	5	0	0	0	105.68
55.9%	0.0%	35.4%	4.7%	3.9%	0.0%	0.0%	0.0%	

<b>#6</b>	<b>Fazio, Claudio (Dr Glass)</b>						<b>Production</b>	<b>Cat: Senior</b>
-----------	----------------------------------	--	--	--	--	--	-------------------	--------------------

A	B	C	D	Miss	NS	Proc	Over	Tiempo
69	0	32	14	12	2	0	0	145.52
53.5%	0.0%	24.8%	10.9%	9.3%	1.6%	0.0%	0.0%	

<b>#51</b>	<b>Fernandez, Diego</b>						<b>Production</b>	<b>Cat: Ninguna</b>
------------	-------------------------	--	--	--	--	--	-------------------	---------------------

A	B	C	D	Miss	NS	Proc	Over	Tiempo
69	0	33	12	13	2	0	0	101.40
53.5%	0.0%	25.6%	9.3%	10.1%	1.6%	0.0%	0.0%	

<b>#7</b>	<b>Fiorucci, Norberto</b>						<b>Production</b>	<b>Cat: Senior</b>
-----------	---------------------------	--	--	--	--	--	-------------------	--------------------


A	B	C	D	Miss	NS	Proc	Over	Tiempo
66	0	45	8	8	3	0	0	142.61
50.8%	0.0%	34.6%	6.2%	6.2%	2.3%	0.0%	0.0%	

<b>#8</b>	<b>Geremias, Gustavo</b>						<b>Production</b>	<b>Cat: Senior</b>
-----------	--------------------------	--	--	--	--	--	-------------------	--------------------

A	B	C	D	Miss	NS	Proc	Over	Tiempo
75	0	38	11	3	0	0	0	115.61
59.1%	0.0%	29.9%	8.7%	2.4%	0.0%	0.0%	0.0%	

# Estadística por Competidor

## Torneo 15 de Agosto



Impreso el Domingo 15 de Agosto de 2010 a las 14:58:26 hs.

<b>#53</b>	<b>Gonzalez, Sergio</b>					<b>Production</b>	<b>Cat: Ninguna</b>		
------------	-------------------------	--	--	--	--	-------------------	---------------------	--	--

A	B	C	D	Miss	NS	Proc	Over	Tiempo
78	0	26	8	15	2	0	0	133.72
60.5%	0.0%	20.2%	6.2%	11.6%	1.6%	0.0%	0.0%	

<b>#9</b>	<b>Grau, Jose Maria</b>					<b>Production</b>	<b>Cat: Ninguna</b>		
-----------	-------------------------	--	--	--	--	-------------------	---------------------	--	--

A	B	C	D	Miss	NS	Proc	Over	Tiempo
84	0	24	5	14	3	0	0	171.11
64.6%	0.0%	18.5%	3.8%	10.8%	2.3%	0.0%	0.0%	

<b>#10</b>	<b>Hermida, Guillermo</b>					<b>Production</b>	<b>Cat: Super Senior</b>		
------------	---------------------------	--	--	--	--	-------------------	--------------------------	--	--

A	B	C	D	Miss	NS	Proc	Over	Tiempo
81	0	33	8	5	0	0	0	150.37
63.8%	0.0%	26.0%	6.3%	3.9%	0.0%	0.0%	0.0%	

<b>#40</b>	<b>Lara, Omar</b>					<b>Open</b>	<b>Cat: Super Senior</b>		
------------	-------------------	--	--	--	--	-------------	--------------------------	--	--

A	B	C	D	Miss	NS	Proc	Over	Tiempo
117	0	9	1	0	1	0	0	138.31
91.4%	0.0%	7.0%	0.8%	0.0%	0.8%	0.0%	0.0%	

<b>#11</b>	<b>Lucas, Hernan</b>					<b>Standard</b>	<b>Cat: Ninguna</b>		
------------	----------------------	--	--	--	--	-----------------	---------------------	--	--

A	B	C	D	Miss	NS	Proc	Over	Tiempo
77	0	31	11	8	0	0	0	122.72
60.6%	0.0%	24.4%	8.7%	6.3%	0.0%	0.0%	0.0%	

<b>#12</b>	<b>Malaise, Oscar</b>					<b>Standard</b>	<b>Cat: Super Senior</b>		
------------	-----------------------	--	--	--	--	-----------------	--------------------------	--	--


A	B	C	D	Miss	NS	Proc	Over	Tiempo
65	0	33	18	11	6	0	0	179.69
48.9%	0.0%	24.8%	13.5%	8.3%	4.5%	0.0%	0.0%	

<b>#13</b>	<b>Mariño, Leonardo</b>					<b>Standard</b>	<b>Cat: Ninguna</b>		
------------	-------------------------	--	--	--	--	-----------------	---------------------	--	--

A	B	C	D	Miss	NS	Proc	Over	Tiempo
61	0	52	14	0	0	0	0	119.28
48.0%	0.0%	40.9%	11.0%	0.0%	0.0%	0.0%	0.0%	

# Estadística por Competidor

## Torneo 15 de Agosto



Impreso el Domingo 15 de Agosto de 2010 a las 14:58:26 hs.

<b>#14</b>	<b>Matos, Diego</b>						<b>Production</b>	<b>Cat: Ninguna</b>
------------	---------------------	--	--	--	--	--	-------------------	---------------------

A	B	C	D	Miss	NS	Proc	Over	Tiempo
83	0	37	4	3	1	0	0	117.46
64.8%	0.0%	28.9%	3.1%	2.3%	0.8%	0.0%	0.0%	

<b>#46</b>	<b>Miliozzi, Alejandro</b>						<b>Production</b>	<b>Cat: Ninguna</b>
------------	----------------------------	--	--	--	--	--	-------------------	---------------------

A	B	C	D	Miss	NS	Proc	Over	Tiempo
97	0	24	3	3	3	0	0	105.87
74.6%	0.0%	18.5%	2.3%	2.3%	2.3%	0.0%	0.0%	

<b>#23</b>	<b>Moreno, Ricardo</b>						<b>Production</b>	<b>Cat: Senior</b>
------------	------------------------	--	--	--	--	--	-------------------	--------------------

A	B	C	D	Miss	NS	Proc	Over	Tiempo
77	0	42	7	1	1	0	0	141.69
60.2%	0.0%	32.8%	5.5%	0.8%	0.8%	0.0%	0.0%	

<b>#15</b>	<b>Obertello, Daniel</b>						<b>Production</b>	<b>Cat: Ninguna</b>
------------	--------------------------	--	--	--	--	--	-------------------	---------------------

A	B	C	D	Miss	NS	Proc	Over	Tiempo
87	0	31	8	1	1	0	0	114.04
68.0%	0.0%	24.2%	6.2%	0.8%	0.8%	0.0%	0.0%	

<b>#24</b>	<b>Onofrio, Alejandro</b>						<b>Standard</b>	<b>Cat: Ninguna</b>
------------	---------------------------	--	--	--	--	--	-----------------	---------------------

A	B	C	D	Miss	NS	Proc	Over	Tiempo
59	0	38	23	7	3	0	0	115.48
45.4%	0.0%	29.2%	17.7%	5.4%	2.3%	0.0%	0.0%	

<b>#16</b>	<b>Pager, Pablo</b>						<b>Production</b>	<b>Cat: Ninguna</b>
------------	---------------------	--	--	--	--	--	-------------------	---------------------

A	B	C	D	Miss	NS	Proc	Over	Tiempo
76	0	34	9	8	1	0	0	112.03
59.4%	0.0%	26.6%	7.0%	6.2%	0.8%	0.0%	0.0%	

<b>#50</b>	<b>Pauletig, German</b>						<b>Production</b>	<b>Cat: Ninguna</b>
------------	-------------------------	--	--	--	--	--	-------------------	---------------------

A	B	C	D	Miss	NS	Proc	Over	Tiempo
76	0	36	11	4	1	0	0	125.39
59.4%	0.0%	28.1%	8.6%	3.1%	0.8%	0.0%	0.0%	

# Estadística por Competidor

## Torneo 15 de Agosto



Impreso el Domingo 15 de Agosto de 2010 a las 14:58:26 hs.

<b>#17</b>	<b>Paz, Romualdo</b>						<b>Production</b>	<b>Cat: Ninguna</b>
------------	----------------------	--	--	--	--	--	-------------------	---------------------

A	B	C	D	Miss	NS	Proc	Over	Tiempo
77	0	35	6	9	1	0	0	121.99
60.2%	0.0%	27.3%	4.7%	7.0%	0.8%	0.0%	0.0%	

<b>#48</b>	<b>Peluffo, Marcelo</b>						<b>Production</b>	<b>Cat: Ninguna</b>
------------	-------------------------	--	--	--	--	--	-------------------	---------------------

A	B	C	D	Miss	NS	Proc	Over	Tiempo
91	0	30	5	1	0	0	0	123.02
71.7%	0.0%	23.6%	3.9%	0.8%	0.0%	0.0%	0.0%	

<b>#18</b>	<b>Penizzotto, Luis</b>						<b>Standard</b>	<b>Cat: Senior</b>
------------	-------------------------	--	--	--	--	--	-----------------	--------------------

A	B	C	D	Miss	NS	Proc	Over	Tiempo
86	0	27	11	3	1	0	0	131.29
67.2%	0.0%	21.1%	8.6%	2.3%	0.8%	0.0%	0.0%	

<b>#19</b>	<b>Peralta, Ariel</b>						<b>Production</b>	<b>Cat: Ninguna</b>
------------	-----------------------	--	--	--	--	--	-------------------	---------------------

A	B	C	D	Miss	NS	Proc	Over	Tiempo
76	0	33	9	9	3	0	0	154.84
58.5%	0.0%	25.4%	6.9%	6.9%	2.3%	0.0%	0.0%	

<b>#20</b>	<b>Perez, Damian</b>						<b>Production</b>	<b>Cat: Ninguna</b>
------------	----------------------	--	--	--	--	--	-------------------	---------------------

A	B	C	D	Miss	NS	Proc	Over	Tiempo
69	0	42	12	4	1	0	0	110.11
53.9%	0.0%	32.8%	9.4%	3.1%	0.8%	0.0%	0.0%	

<b>#21</b>	<b>Pinillos, Gaston</b>						<b>Standard</b>	<b>Cat: Ninguna</b>
------------	-------------------------	--	--	--	--	--	-----------------	---------------------


A	B	C	D	Miss	NS	Proc	Over	Tiempo
83	0	32	11	1	0	0	0	111.56
65.4%	0.0%	25.2%	8.7%	0.8%	0.0%	0.0%	0.0%	

<b>#47</b>	<b>Pletti, Leandro</b>						<b>Production</b>	<b>Cat: Ninguna</b>
------------	------------------------	--	--	--	--	--	-------------------	---------------------

A	B	C	D	Miss	NS	Proc	Over	Tiempo
96	0	26	4	1	0	0	0	119.33
75.6%	0.0%	20.5%	3.1%	0.8%	0.0%	0.0%	0.0%	

# Estadística por Competidor

## Torneo 15 de Agosto



Impreso el Domingo 15 de Agosto de 2010 a las 14:58:26 hs.

<b>#22</b>	<b>Quetgla, Alberto</b>					<b>Production</b>	<b>Cat: Senior</b>
------------	-------------------------	--	--	--	--	-------------------	--------------------

A	B	C	D	Miss	NS	Proc	Over	Tiempo
83	0	28	9	7	0	0	0	141.27
65.4%	0.0%	22.0%	7.1%	5.5%	0.0%	0.0%	0.0%	

<b>#25</b>	<b>Quintans, Hernan</b>					<b>Production</b>	<b>Cat: Ninguna</b>
------------	-------------------------	--	--	--	--	-------------------	---------------------

A	B	C	D	Miss	NS	Proc	Over	Tiempo
80	0	35	8	4	0	0	0	106.44
63.0%	0.0%	27.6%	6.3%	3.1%	0.0%	0.0%	0.0%	

<b>#26</b>	<b>Ramos, Daniel</b>					<b>Production</b>	<b>Cat: Ninguna</b>
------------	----------------------	--	--	--	--	-------------------	---------------------

A	B	C	D	Miss	NS	Proc	Over	Tiempo
81	0	33	5	8	4	0	0	123.17
61.8%	0.0%	25.2%	3.8%	6.1%	3.1%	0.0%	0.0%	

<b>#27</b>	<b>Ribeiro, Daniel</b>					<b>Standard</b>	<b>Cat: Senior</b>
------------	------------------------	--	--	--	--	-----------------	--------------------

A	B	C	D	Miss	NS	Proc	Over	Tiempo
88	0	34	4	1	0	0	0	97.97
69.3%	0.0%	26.8%	3.1%	0.8%	0.0%	0.0%	0.0%	

<b>#29</b>	<b>Robin, Sergio</b>					<b>Production</b>	<b>Cat: Ninguna</b>
------------	----------------------	--	--	--	--	-------------------	---------------------

A	B	C	D	Miss	NS	Proc	Over	Tiempo
88	0	25	6	8	1	0	0	127.14
68.8%	0.0%	19.5%	4.7%	6.2%	0.8%	0.0%	0.0%	

<b>#30</b>	<b>Rodriguez, Guillermo A.</b>					<b>Production</b>	<b>Cat: Super Senior</b>
------------	--------------------------------	--	--	--	--	-------------------	--------------------------

A	B	C	D	Miss	NS	Proc	Over	Tiempo
49	0	47	18	13	3	0	0	173.82
37.7%	0.0%	36.2%	13.8%	10.0%	2.3%	0.0%	0.0%	

<b>#31</b>	<b>Rodriguez, Marcelo</b>					<b>Production</b>	<b>Cat: Ninguna</b>
------------	---------------------------	--	--	--	--	-------------------	---------------------

A	B	C	D	Miss	NS	Proc	Over	Tiempo
78	0	35	11	3	4	0	0	139.47
59.5%	0.0%	26.7%	8.4%	2.3%	3.1%	0.0%	0.0%	

# Estadística por Competidor

## Torneo 15 de Agosto



Impreso el Domingo 15 de Agosto de 2010 a las 14:58:26 hs.

<b>#28</b>	<b>Rozzi, Martin</b>						<b>Production</b>	<b>Cat: Ninguna</b>
------------	----------------------	--	--	--	--	--	-------------------	---------------------

A	B	C	D	Miss	NS	Proc	Over	Tiempo
91	0	12	2	22	5	4	0	187.78
66.9%	0.0%	8.8%	1.5%	16.2%	3.7%	2.9%	0.0%	

<b>#52</b>	<b>Ruggiero, Marcelo</b>						<b>Production</b>	<b>Cat: Ninguna</b>
------------	--------------------------	--	--	--	--	--	-------------------	---------------------

A	B	C	D	Miss	NS	Proc	Over	Tiempo
63	0	41	15	8	1	0	0	106.83
49.2%	0.0%	32.0%	11.7%	6.2%	0.8%	0.0%	0.0%	

<b>#32</b>	<b>Ruggiero, Nicolas</b>						<b>Production</b>	<b>Cat: Ninguna</b>
------------	--------------------------	--	--	--	--	--	-------------------	---------------------

A	B	C	D	Miss	NS	Proc	Over	Tiempo
60	0	50	13	4	0	0	0	104.44
47.2%	0.0%	39.4%	10.2%	3.1%	0.0%	0.0%	0.0%	

<b>#39</b>	<b>Russo, Mariano</b>						<b>Open</b>	<b>Cat: Ninguna</b>
------------	-----------------------	--	--	--	--	--	-------------	---------------------

A	B	C	D	Miss	NS	Proc	Over	Tiempo
56	0	52	10	9	1	0	0	94.94
43.8%	0.0%	40.6%	7.8%	7.0%	0.8%	0.0%	0.0%	

<b>#33</b>	<b>Samsa, Andres</b>						<b>Production</b>	<b>Cat: Ninguna</b>
------------	----------------------	--	--	--	--	--	-------------------	---------------------

A	B	C	D	Miss	NS	Proc	Over	Tiempo
98	0	21	2	6	2	0	0	186.04
76.0%	0.0%	16.3%	1.6%	4.7%	1.6%	0.0%	0.0%	

<b>#34</b>	<b>Sanchez, Marcelo</b>						<b>Production</b>	<b>Cat: Ninguna</b>
------------	-------------------------	--	--	--	--	--	-------------------	---------------------

A	B	C	D	Miss	NS	Proc	Over	Tiempo
83	0	34	9	1	0	0	0	105.87
65.4%	0.0%	26.8%	7.1%	0.8%	0.0%	0.0%	0.0%	

<b>#35</b>	<b>Scholz, Raul</b>						<b>Production</b>	<b>Cat: Ninguna</b>
------------	---------------------	--	--	--	--	--	-------------------	---------------------

A	B	C	D	Miss	NS	Proc	Over	Tiempo
86	0	24	4	13	2	1	0	203.95
66.2%	0.0%	18.5%	3.1%	10.0%	1.5%	0.8%	0.0%	

# Estadística por Competidor

## Torneo 15 de Agosto



Impreso el Domingo 15 de Agosto de 2010 a las 14:58:26 hs.

<b>#36</b>	<b>Serraff, Hugo</b>				<b>Production</b>			<b>Cat: Senior</b>
------------	----------------------	--	--	--	-------------------	--	--	--------------------

A	B	C	D	Miss	NS	Proc	Over	Tiempo
96	0	25	4	2	1	0	0	97.65
75.0%	0.0%	19.5%	3.1%	1.6%	0.8%	0.0%	0.0%	

<b>#37</b>	<b>Sosa, Facundo</b>				<b>Production</b>			<b>Cat: Ninguna</b>
------------	----------------------	--	--	--	-------------------	--	--	---------------------

A	B	C	D	Miss	NS	Proc	Over	Tiempo
86	0	25	10	6	0	0	0	102.54
67.7%	0.0%	19.7%	7.9%	4.7%	0.0%	0.0%	0.0%	

<b>#42</b>	<b>Suarez, Rodrigo</b>				<b>Open</b>			<b>Cat: Ninguna</b>
------------	------------------------	--	--	--	-------------	--	--	---------------------

A	B	C	D	Miss	NS	Proc	Over	Tiempo
85	0	36	6	0	0	0	0	80.54
66.9%	0.0%	28.3%	4.7%	0.0%	0.0%	0.0%	0.0%	

<b>#38</b>	<b>Veron, Manuel</b>				<b>Production</b>			<b>Cat: Super Senior</b>
------------	----------------------	--	--	--	-------------------	--	--	--------------------------

A	B	C	D	Miss	NS	Proc	Over	Tiempo
87	0	27	7	6	0	0	0	147.93
68.5%	0.0%	21.3%	5.5%	4.7%	0.0%	0.0%	0.0%	

<b>#54</b>	<b>Zarate, José A</b>				<b>Production</b>			<b>Cat: Senior</b>
------------	-----------------------	--	--	--	-------------------	--	--	--------------------

A	B	C	D	Miss	NS	Proc	Over	Tiempo
93	0	28	3	3	0	0	0	112.04
73.2%	0.0%	22.0%	2.4%	2.4%	0.0%	0.0%	0.0%	